



Dy-Mark Line Marking – All Colours – Aerosol

Dy-Mark

Chemwatch: 53-7171

Version No: 12.1

Safety Data Sheet according to WHS Regulations (Hazardous Chemicals) Amendment 2020 and ADG requirements

Chemwatch Hazard Alert Code: 4

Issue Date: 18/11/2022

Print Date: 14/12/2023

S.GHS.AUS.EN.E

SECTION 1 Identification of the substance / mixture and of the company / undertaking

Product Identifier

Product name	Dy-Mark Line Marking – All Colours – Aerosol
Chemical Name	Not Applicable
Synonyms	41015001 Matt Black, 41015002 Red, 41015003 Blue, 41015004 Green, 41015005 Yellow, 41015006 Orange, 41015011 White, 41015013 Grey, 41035011 Line & Hand White, 41035035 Line & Hand Yellow; 41015000 Clear, 41015001 Matt Black, 41015002 Red, 41015003 Blue; 41015004 Green, 41015005 Yellow, 41015006 Orange, 41015011 White; 41015013 Grey, 41015026 F/Orange 500g, 41027511 White Jumbo 750g, 41995002 Red S/Thru; 41995003 Blue S/Thru, 41995005 Yellow S/Thru, 41995011 White S/Thru
Proper shipping name	AEROSOLS
Chemical formula	Not Applicable
Other means of identification	Not Available

Relevant identified uses of the substance or mixture and uses advised against

Relevant identified uses	Application is by spray atomisation from a hand held aerosol pack Use according to manufacturer's directions.
--------------------------	--

Details of the manufacturer or supplier of the safety data sheet

Registered company name	Dy-Mark
Address	89 Formation Street Wacol QLD 4076 Australia
Telephone	+61 7 3327 3004
Fax	+61 7 3327 3009
Website	http://www.dymark.com.au
Email	sales@dymark.com.au

Emergency telephone number

Association / Organisation	Dy-Mark
Emergency telephone numbers	+61 7 3327 3099
Other emergency telephone numbers	Not Available

SECTION 2 Hazards identification

Classification of the substance or mixture

HAZARDOUS CHEMICAL. DANGEROUS GOODS. According to the WHS Regulations and the ADG Code.

Chemwatch Hazard Ratings



	Min	Max	
Flammability	4		
Toxicity	2		
Body Contact	2		
Reactivity	1		
Chronic	1		

0 = Minimum
1 = Low
2 = Moderate
3 = High
4 = Extreme

Poisons Schedule	Not Applicable
Classification [1]	Aerosols Category 1, Acute Toxicity (Dermal) Category 4, Skin Corrosion/Irritation Category 2, Serious Eye Damage/Eye Irritation Category 2A, Acute Toxicity (Inhalation) Category 4, Specific Target Organ Toxicity - Single Exposure (Narcotic Effects) Category 3, Hazardous to the Aquatic Environment Acute Hazard Category 3
Legend:	1. Classified by Chemwatch; 2. Classification drawn from HCIS; 3. Classification drawn from Regulation (EU) No 1272/2008 - Annex VI

Label elements

Dy-Mark Line Marking – All Colours – Aerosol

Hazard pictogram(s)	 
---------------------	---

Signal word	Danger
-------------	---------------

Hazard statement(s)

H222+H229	Extremely flammable aerosol. Pressurized container: may burst if heated.
H312	Harmful in contact with skin.
H315	Causes skin irritation.
H319	Causes serious eye irritation.
H332	Harmful if inhaled.
H336	May cause drowsiness or dizziness.
H402	Harmful to aquatic life.
AUH044	Risk of explosion if heated under confinement.

Precautionary statement(s) Prevention

P210	Keep away from heat, hot surfaces, sparks, open flames and other ignition sources. No smoking.
P211	Do not spray on an open flame or other ignition source.
P251	Do not pierce or burn, even after use.
P271	Use only outdoors or in a well-ventilated area.
P261	Avoid breathing mist/vapours/spray.
P273	Avoid release to the environment.
P280	Wear protective gloves, protective clothing, eye protection and face protection.
P264	Wash all exposed external body areas thoroughly after handling.

Precautionary statement(s) Response

P305+P351+P338	IF IN EYES: Rinse cautiously with water for several minutes. Remove contact lenses, if present and easy to do. Continue rinsing.
P312	Call a POISON CENTER/doctor/physician/first aider/if you feel unwell.
P337+P313	If eye irritation persists: Get medical advice/attention.
P302+P352	IF ON SKIN: Wash with plenty of water and soap.
P304+P340	IF INHALED: Remove person to fresh air and keep comfortable for breathing.
P332+P313	If skin irritation occurs: Get medical advice/attention.
P362+P364	Take off contaminated clothing and wash it before reuse.

Precautionary statement(s) Storage

P405	Store locked up.
P410+P412	Protect from sunlight. Do not expose to temperatures exceeding 50 °C/122 °F.
P403+P233	Store in a well-ventilated place. Keep container tightly closed.

Precautionary statement(s) Disposal

P501	Dispose of contents/container to authorised hazardous or special waste collection point in accordance with any local regulation.
------	--

SECTION 3 Composition / information on ingredients

Substances

See section below for composition of Mixtures

Mixtures

CAS No	%[weight]	Name
1330-20-7	20-55	<u>xylene</u>
Not Available	5-20	pigments determined not to be hazardous
67-64-1	5-15	<u>acetone</u>
Not Available	5-15	resin - proprietary
Not Available	1-12	filler determined not to be hazardous
68476-85-7.	10-20	<u>hydrocarbon propellant</u>
115-10-6	8-10	<u>dimethyl ether</u>
Legend:	1. Classified by Chemwatch; 2. Classification drawn from HCIS; 3. Classification drawn from Regulation (EU) No 1272/2008 - Annex VI; 4. Classification drawn from C&L; * EU IOELVs available	

Dy-Mark Line Marking – All Colours – Aerosol

SECTION 4 First aid measures

Description of first aid measures

Eye Contact	<p>If aerosols come in contact with the eyes:</p> <ul style="list-style-type: none"> ▶ Immediately hold the eyelids apart and flush the eye continuously for at least 15 minutes with fresh running water. ▶ Ensure complete irrigation of the eye by keeping eyelids apart and away from eye and moving the eyelids by occasionally lifting the upper and lower lids. ▶ Transport to hospital or doctor without delay. ▶ Removal of contact lenses after an eye injury should only be undertaken by skilled personnel.
Skin Contact	<p>If solids or aerosol mists are deposited upon the skin:</p> <ul style="list-style-type: none"> ▶ Flush skin and hair with running water (and soap if available). ▶ Remove any adhering solids with industrial skin cleansing cream. ▶ DO NOT use solvents. ▶ Seek medical attention in the event of irritation.
Inhalation	<p>If aerosols, fumes or combustion products are inhaled:</p> <ul style="list-style-type: none"> ▶ Remove to fresh air. ▶ Lay patient down. Keep warm and rested. ▶ Prostheses such as false teeth, which may block airway, should be removed, where possible, prior to initiating first aid procedures. ▶ If breathing is shallow or has stopped, ensure clear airway and apply resuscitation, preferably with a demand valve resuscitator, bag-valve mask device, or pocket mask as trained. Perform CPR if necessary. ▶ Transport to hospital, or doctor.
Ingestion	<ul style="list-style-type: none"> ▶ Avoid giving milk or oils. ▶ Avoid giving alcohol. <p>Not considered a normal route of entry.</p> <ul style="list-style-type: none"> ▶ If spontaneous vomiting appears imminent or occurs, hold patient's head down, lower than their hips to help avoid possible aspiration of vomitus.

Indication of any immediate medical attention and special treatment needed

Treat symptomatically.

For acute or short term repeated exposures to xylene:

- ▶ Gastro-intestinal absorption is significant with ingestions. For ingestions exceeding 1-2 ml (xylene)/kg, intubation and lavage with cuffed endotracheal tube is recommended. The use of charcoal and cathartics is equivocal.
- ▶ Pulmonary absorption is rapid with about 60-65% retained at rest.
- ▶ Primary threat to life from ingestion and/or inhalation, is respiratory failure.
- ▶ Patients should be quickly evaluated for signs of respiratory distress (e.g. cyanosis, tachypnoea, intercostal retraction, obtundation) and given oxygen. Patients with inadequate tidal volumes or poor arterial blood gases (pO₂ < 50 mm Hg or pCO₂ > 50 mm Hg) should be intubated.
- ▶ Arrhythmias complicate some hydrocarbon ingestion and/or inhalation and electrocardiographic evidence of myocardial injury has been reported; intravenous lines and cardiac monitors should be established in obviously symptomatic patients. The lungs excrete inhaled solvents, so that hyperventilation improves clearance.
- ▶ A chest x-ray should be taken immediately after stabilisation of breathing and circulation to document aspiration and detect the presence of pneumothorax.
- ▶ Epinephrine (adrenalin) is not recommended for treatment of bronchospasm because of potential myocardial sensitisation to catecholamines. Inhaled cardioselective bronchodilators (e.g. Alupent, Salbutamol) are the preferred agents, with aminophylline a second choice.

BIOLOGICAL EXPOSURE INDEX - BEI

These represent the determinants observed in specimens collected from a healthy worker exposed at the Exposure Standard (ES or TLV):

Determinant	Index	Sampling Time	Comments
Methylhippu-ric acids in urine	1.5 gm/gm creatinine 2 mg/min	End of shift Last 4 hrs of shift	

SECTION 5 Firefighting measures

Extinguishing media

SMALL FIRE:

- ▶ Water spray, dry chemical or CO₂

LARGE FIRE:

- ▶ Water spray or fog.

Special hazards arising from the substrate or mixture

Fire Incompatibility	▶ Avoid contamination with oxidising agents i.e. nitrates, oxidising acids, chlorine bleaches, pool chlorine etc. as ignition may result
-----------------------------	--

Advice for firefighters

Fire Fighting	<ul style="list-style-type: none"> ▶ Alert Fire Brigade and tell them location and nature of hazard. ▶ May be violently or explosively reactive. ▶ Wear breathing apparatus plus protective gloves. ▶ Prevent, by any means available, spillage from entering drains or water course. ▶ If safe, switch off electrical equipment until vapour fire hazard removed. ▶ Use water delivered as a fine spray to control fire and cool adjacent area. ▶ DO NOT approach containers suspected to be hot. ▶ Cool fire exposed containers with water spray from a protected location. ▶ If safe to do so, remove containers from path of fire. ▶ Equipment should be thoroughly decontaminated after use.
Fire/Explosion Hazard	<ul style="list-style-type: none"> ▶ Liquid and vapour are highly flammable. ▶ Severe fire hazard when exposed to heat or flame. ▶ Vapour forms an explosive mixture with air. ▶ Severe explosion hazard, in the form of vapour, when exposed to flame or spark. ▶ Vapour may travel a considerable distance to source of ignition. ▶ Heating may cause expansion or decomposition with violent container rupture. ▶ Aerosol cans may explode on exposure to naked flames. ▶ Rupturing containers may rocket and scatter burning materials. ▶ Hazards may not be restricted to pressure effects. ▶ May emit acrid, poisonous or corrosive fumes.

Dy-Mark Line Marking – All Colours – Aerosol

	<ul style="list-style-type: none"> ▶ On combustion, may emit toxic fumes of carbon monoxide (CO). Combustion products include: carbon dioxide (CO ₂) other pyrolysis products typical of burning organic material. Contains low boiling substance: Closed containers may rupture due to pressure buildup under fire conditions.
HAZCHEM	Not Applicable

SECTION 6 Accidental release measures

Personal precautions, protective equipment and emergency procedures

See section 8

Environmental precautions

See section 12

Methods and material for containment and cleaning up

Minor Spills	<ul style="list-style-type: none"> ▶ Clean up all spills immediately. ▶ Avoid breathing vapours and contact with skin and eyes. ▶ Wear protective clothing, impervious gloves and safety glasses. ▶ Shut off all possible sources of ignition and increase ventilation. ▶ Wipe up. ▶ If safe, damaged cans should be placed in a container outdoors, away from all ignition sources, until pressure has dissipated. ▶ Undamaged cans should be gathered and stowed safely.
Major Spills	<ul style="list-style-type: none"> ▶ DO NOT exert excessive pressure on valve; DO NOT attempt to operate damaged valve. ▶ Clear area of personnel and move upwind. ▶ Alert Fire Brigade and tell them location and nature of hazard. ▶ May be violently or explosively reactive. ▶ Wear breathing apparatus plus protective gloves. ▶ Prevent, by any means available, spillage from entering drains or water courses ▶ No smoking, naked lights or ignition sources. ▶ Increase ventilation. ▶ Stop leak if safe to do so. ▶ Water spray or fog may be used to disperse / absorb vapour. ▶ Absorb or cover spill with sand, earth, inert materials or vermiculite. ▶ If safe, damaged cans should be placed in a container outdoors, away from ignition sources, until pressure has dissipated. ▶ Undamaged cans should be gathered and stowed safely. ▶ Collect residues and seal in labelled drums for disposal. ▶ Remove leaking cylinders to a safe place if possible. ▶ Release pressure under safe, controlled conditions by opening the valve.

Personal Protective Equipment advice is contained in Section 8 of the SDS.

SECTION 7 Handling and storage

Precautions for safe handling

Safe handling	<p>The conductivity of this material may make it a static accumulator. A liquid is typically considered nonconductive if its conductivity is below 100 pS/m and is considered semi-conductive if its conductivity is below 10 000 pS/m. Whether a liquid is nonconductive or semi-conductive, the precautions are the same. A number of factors, for example liquid temperature, presence of contaminants, and anti-static additives can greatly influence the conductivity of a liquid.</p> <ul style="list-style-type: none"> ▶ DO NOT allow clothing wet with material to stay in contact with skin ▶ Avoid all personal contact, including inhalation. ▶ Wear protective clothing when risk of exposure occurs. ▶ Use in a well-ventilated area. ▶ Prevent concentration in hollows and sumps. ▶ DO NOT enter confined spaces until atmosphere has been checked. ▶ Avoid smoking, naked lights or ignition sources. ▶ Avoid contact with incompatible materials. ▶ When handling, DO NOT eat, drink or smoke. ▶ DO NOT incinerate or puncture aerosol cans. ▶ DO NOT spray directly on humans, exposed food or food utensils. ▶ Avoid physical damage to containers. ▶ Always wash hands with soap and water after handling. ▶ Work clothes should be laundered separately. ▶ Use good occupational work practice. ▶ Observe manufacturer's storage and handling recommendations contained within this SDS. ▶ Atmosphere should be regularly checked against established exposure standards to ensure safe working conditions are maintained.
Other information	<ul style="list-style-type: none"> ▶ Keep dry to avoid corrosion of cans. Corrosion may result in container perforation and internal pressure may eject contents of can ▶ Store in original containers in approved flammable liquid storage area. ▶ DO NOT store in pits, depressions, basements or areas where vapours may be trapped. ▶ No smoking, naked lights, heat or ignition sources. ▶ Keep containers securely sealed. Contents under pressure. ▶ Store away from incompatible materials. ▶ Store in a cool, dry, well ventilated area. ▶ Avoid storage at temperatures higher than 40 deg C. ▶ Store in an upright position. ▶ Protect containers against physical damage. ▶ Check regularly for spills and leaks. ▶ Observe manufacturer's storage and handling recommendations contained within this SDS.

Conditions for safe storage, including any incompatibilities

Suitable container	▶ Aerosol dispenser.
---------------------------	----------------------

Continued...

Dy-Mark Line Marking – All Colours – Aerosol

	▶ Check that containers are clearly labelled.
Storage incompatibility	▶ Avoid reaction with oxidising agents



X — Must not be stored together

0 — May be stored together with specific preventions

+ — May be stored together

Note: Depending on other risk factors, compatibility assessment based on the table above may not be relevant to storage situations, particularly where large volumes of dangerous goods are stored and handled. Reference should be made to the Safety Data Sheets for each substance or article and risks assessed accordingly.

SECTION 8 Exposure controls / personal protection

Control parameters

Occupational Exposure Limits (OEL)

INGREDIENT DATA

Source	Ingredient	Material name	TWA	STEL	Peak	Notes
Australia Exposure Standards	xylene	Xylene (o-, m-, p- isomers)	80 ppm / 350 mg/m ³	655 mg/m ³ / 150 ppm	Not Available	Not Available
Australia Exposure Standards	acetone	Acetone	500 ppm / 1185 mg/m ³	2375 mg/m ³ / 1000 ppm	Not Available	Not Available
Australia Exposure Standards	hydrocarbon propellant	LPG (liquified petroleum gas)	1000 ppm / 1800 mg/m ³	Not Available	Not Available	Not Available
Australia Exposure Standards	dimethyl ether	Dimethyl ether	400 ppm / 760 mg/m ³	950 mg/m ³ / 500 ppm	Not Available	Not Available

Emergency Limits


Ingredient	TEEL-1	TEEL-2	TEEL-3
xylene	Not Available	Not Available	Not Available
acetone	Not Available	Not Available	Not Available
hydrocarbon propellant	65,000 ppm	2.30E+05 ppm	4.00E+05 ppm
dimethyl ether	3,000 ppm	3800* ppm	7200* ppm

Ingredient	Original IDLH	Revised IDLH
xylene	900 ppm	Not Available
acetone	2,500 ppm	Not Available
hydrocarbon propellant	2,000 ppm	Not Available
dimethyl ether	Not Available	Not Available

Exposure controls

Appropriate engineering controls	CARE: Use of a quantity of this material in confined space or poorly ventilated area, where rapid build up of concentrated atmosphere may occur, could require increased ventilation and/or protective gear Engineering controls are used to remove a hazard or place a barrier between the worker and the hazard. Well-designed engineering controls can be highly effective in protecting workers and will typically be independent of worker interactions to provide this high level of protection. The basic types of engineering controls are: Process controls which involve changing the way a job activity or process is done to reduce the risk. Enclosure and/or isolation of emission source which keeps a selected hazard "physically" away from the worker and ventilation that strategically "adds" and "removes" air in the work environment. Ventilation can remove or dilute an air contaminant if designed properly. The design of a ventilation system must match the particular process and chemical or contaminant in use. Employers may need to use multiple types of controls to prevent employee overexposure.
	General exhaust is adequate under normal conditions. If risk of overexposure exists, wear SAA approved respirator. Correct fit is essential to obtain adequate protection. Provide adequate ventilation in warehouse or closed storage areas. Air contaminants generated in the workplace possess varying "escape" velocities which, in turn, determine the "capture velocities" of fresh circulating air required to effectively remove the contaminant.
	Type of Contaminant: _____ Speed: _____
	aerosols, (released at low velocity into zone of active generation) _____ 0.5-1 m/s
	direct spray, spray painting in shallow booths, gas discharge (active generation into zone of rapid air motion) _____ 1-2.5 m/s (200-500 f/min.)
	Within each range the appropriate value depends on:
	Lower end of the range _____ Upper end of the range _____
	1: Room air currents minimal or favourable to capture _____ 1: Disturbing room air currents
	2: Contaminants of low toxicity or of nuisance value only. _____ 2: Contaminants of high toxicity
	3: Intermittent, low production. _____ 3: High production, heavy use
4: Large hood or large air mass in motion _____ 4: Small hood-local control only	
Simple theory shows that air velocity falls rapidly with distance away from the opening of a simple extraction pipe. Velocity generally decreases	

Dy-Mark Line Marking – All Colours – Aerosol

	with the square of distance from the extraction point (in simple cases). Therefore the air speed at the extraction point should be adjusted, accordingly, after reference to distance from the contaminating source. The air velocity at the extraction fan, for example, should be a minimum of 1-2 m/s (200-400 f/min.) for extraction of solvents generated in a tank 2 meters distant from the extraction point. Other mechanical considerations, producing performance deficits within the extraction apparatus, make it essential that theoretical air velocities are multiplied by factors of 10 or more when extraction systems are installed or used.
Individual protection measures, such as personal protective equipment	
Eye and face protection	<ul style="list-style-type: none"> ▶ Safety glasses with side shields. ▶ Chemical goggles. [AS/NZS 1337.1, EN166 or national equivalent] ▶ Contact lenses may pose a special hazard; soft contact lenses may absorb and concentrate irritants. A written policy document, describing the wearing of lenses or restrictions on use, should be created for each workplace or task. This should include a review of lens absorption and adsorption for the class of chemicals in use and an account of injury experience. Medical and first-aid personnel should be trained in their removal and suitable equipment should be readily available. In the event of chemical exposure, begin eye irrigation immediately and remove contact lens as soon as practicable. Lens should be removed at the first signs of eye redness or irritation - lens should be removed in a clean environment only after workers have washed hands thoroughly. [CDC NIOSH Current Intelligence Bulletin 59]. ▶ Close fitting gas tight goggles <p>DO NOT wear contact lenses.</p> <ul style="list-style-type: none"> ▶ Contact lenses may pose a special hazard; soft contact lenses may absorb and concentrate irritants. A written policy document, describing the wearing of lens or restrictions on use, should be created for each workplace or task. This should include a review of lens absorption and adsorption for the class of chemicals in use and an account of injury experience. Medical and first-aid personnel should be trained in their removal and suitable equipment should be readily available. In the event of chemical exposure, begin eye irrigation immediately and remove contact lens as soon as practicable. Lens should be removed at the first signs of eye redness or irritation - lens should be removed in a clean environment only after workers have washed hands thoroughly. [CDC NIOSH Current Intelligence Bulletin 59], [AS/NZS 1337.1, EN166 or national equivalent]
Skin protection	See Hand protection below
Hands/feet protection	<ul style="list-style-type: none"> ▶ No special equipment needed when handling small quantities. ▶ OTHERWISE: ▶ For potentially moderate exposures: ▶ Wear general protective gloves, eg. light weight rubber gloves. ▶ For potentially heavy exposures: ▶ Wear chemical protective gloves, eg. PVC. and safety footwear.
Body protection	See Other protection below
Other protection	<p>No special equipment needed when handling small quantities.</p> <p>OTHERWISE:</p> <ul style="list-style-type: none"> ▶ Overalls. ▶ Skin cleansing cream. ▶ Eyewash unit. ▶ Do not spray on hot surfaces. ▶ The clothing worn by process operators insulated from earth may develop static charges far higher (up to 100 times) than the minimum ignition energies for various flammable gas-air mixtures. This holds true for a wide range of clothing materials including cotton. ▶ Avoid dangerous levels of charge by ensuring a low resistivity of the surface material worn outermost. <p>BREITHERICK: Handbook of Reactive Chemical Hazards.</p>

Recommended material(s)

GLOVE SELECTION INDEX

Glove selection is based on a modified presentation of the:

"Forsberg Clothing Performance Index".

The effect(s) of the following substance(s) are taken into account in the **computer-generated** selection:

Dy-Mark Line Marking – All Colours – Aerosol

Material	CPI
BUTYL	C
BUTYL/NEOPRENE	C
CPE	C
HYPALON	C
NAT+NEOPR+NITRILE	C
NATURAL RUBBER	C
NATURAL+NEOPRENE	C
NEOPRENE	C
NEOPRENE/NATURAL	C
NITRILE	C
NITRILE+PVC	C
PE/EVAL/PE	C
PVA	C
PVC	C
PVDC/PE/PVDC	C
SARANEX-23	C
SARANEX-23 2-PLY	C
TEFLON	C
VITON	C

Respiratory protection

Type AX Filter of sufficient capacity. (AS/NZS 1716 & 1715, EN 143:2000 & 149:2001, ANSI Z88 or national equivalent)

Where the concentration of gas/particulates in the breathing zone, approaches or exceeds the "Exposure Standard" (or ES), respiratory protection is required.

Degree of protection varies with both face-piece and Class of filter; the nature of protection varies with Type of filter.

Required Minimum Protection Factor	Half-Face Respirator	Full-Face Respirator	Powered Air Respirator
up to 10 x ES	AX-AUS / Class 1	-	AX-PAPR-AUS / Class 1
up to 50 x ES	Air-line*	-	-
up to 100 x ES	-	AX-3	-
100+ x ES	-	Air-line**	-

* - Continuous-flow; ** - Continuous-flow or positive pressure demand

A(All classes) = Organic vapours, B AUS or B1 = Acid gasses, B2 = Acid gas or hydrogen cyanide(HCN), B3 = Acid gas or hydrogen cyanide(HCN), E = Sulfur dioxide(SO2), G = Agricultural chemicals, K = Ammonia(NH3), Hg = Mercury, NO = Oxides of nitrogen, MB = Methyl bromide, AX = Low boiling point organic compounds(below 65 degC)

- ▶ Cartridge respirators should never be used for emergency ingress or in areas of unknown vapour concentrations or oxygen content.
 - ▶ The wearer must be warned to leave the contaminated area immediately on detecting any odours through the respirator. The odour may indicate that the mask is not functioning properly, that the vapour concentration is too high, or that the mask is not properly fitted. Because of these limitations, only restricted use of cartridge respirators is considered appropriate.
 - ▶ Cartridge performance is affected by humidity. Cartridges should be changed after 2 hr of continuous use unless it is determined that the humidity is less than 75%, in which case, cartridges can be used for 4 hr. Used cartridges should be discarded daily, regardless of the length of time used
- Aerosols, in common with most vapours/ mists, should never be used in confined spaces

Dy-Mark Line Marking – All Colours – Aerosol

VITON/NEOPRENE

C

without adequate ventilation. Aerosols, containing agents designed to enhance or mask smell, have triggered allergic reactions in predisposed individuals.

* CPI - Chemwatch Performance Index

A: Best Selection

B: Satisfactory; may degrade after 4 hours continuous immersion

C: Poor to Dangerous Choice for other than short term immersion

NOTE: As a series of factors will influence the actual performance of the glove, a final selection must be based on detailed observation. -

* Where the glove is to be used on a short term, casual or infrequent basis, factors such as "feel" or convenience (e.g. disposability), may dictate a choice of gloves which might otherwise be unsuitable following long-term or frequent use. A qualified practitioner should be consulted.

SECTION 9 Physical and chemical properties

Information on basic physical and chemical properties

Appearance	Coloured flammable liquid with a characteristic solvent odour; not miscible with water.		
Physical state	Liquid	Relative density (Water = 1)	Not Available
Odour	Not Available	Partition coefficient n-octanol / water	Not Available
Odour threshold	Not Available	Auto-ignition temperature (°C)	Not Available
pH (as supplied)	Not Available	Decomposition temperature (°C)	Not Available
Melting point / freezing point (°C)	Not Available	Viscosity (cSt)	Not Available
Initial boiling point and boiling range (°C)	Not Available	Molecular weight (g/mol)	Not Applicable
Flash point (°C)	*-81 (hydrocarbon propellant)	Taste	Not Available
Evaporation rate	Not Available	Explosive properties	Not Available
Flammability	HIGHLY FLAMMABLE.	Oxidising properties	Not Available
Upper Explosive Limit (%)	Not Available	Surface Tension (dyn/cm or mN/m)	Not Available
Lower Explosive Limit (%)	Not Available	Volatile Component (%vol)	Not Available
Vapour pressure (kPa)	Not Available	Gas group	Not Available
Solubility in water	Immiscible	pH as a solution (1%)	Not Available
Vapour density (Air = 1)	>1	VOC g/L	Not Available

SECTION 10 Stability and reactivity

Reactivity	See section 7
Chemical stability	<ul style="list-style-type: none"> ▶ Elevated temperatures. ▶ Presence of open flame. ▶ Product is considered stable. ▶ Hazardous polymerisation will not occur.
Possibility of hazardous reactions	See section 7
Conditions to avoid	See section 7
Incompatible materials	See section 7
Hazardous decomposition products	See section 5

SECTION 11 Toxicological information

Information on toxicological effects

Inhaled	<p>Inhalation of aerosols (mists, fumes), generated by the material during the course of normal handling, may be harmful. Inhalation of vapours may cause drowsiness and dizziness. This may be accompanied by sleepiness, reduced alertness, loss of reflexes, lack of co-ordination, and vertigo.</p> <p>There is some evidence to suggest that the material can cause respiratory irritation in some persons. The body's response to such irritation can cause further lung damage.</p> <p>Inhalation of toxic gases may cause:</p> <ul style="list-style-type: none"> ▶ Central Nervous System effects including depression, headache, confusion, dizziness, stupor, coma and seizures; ▶ respiratory: acute lung swellings, shortness of breath, wheezing, rapid breathing, other symptoms and respiratory arrest; ▶ heart: collapse, irregular heartbeats and cardiac arrest; ▶ gastrointestinal: irritation, ulcers, nausea and vomiting (may be bloody), and abdominal pain. <p>Inhalation hazard is increased at higher temperatures.</p> <p>Inhalation of high concentrations of gas/vapour causes lung irritation with coughing and nausea, central nervous depression with headache and dizziness, slowing of reflexes, fatigue and inco-ordination.</p> <p>Material is highly volatile and may quickly form a concentrated atmosphere in confined or unventilated areas. The vapour may displace and replace air in breathing zone, acting as a simple asphyxiant. This may happen with little warning of overexposure.</p> <p>Symptoms of asphyxia (suffocation) may include headache, dizziness, shortness of breath, muscular weakness, drowsiness and ringing in the ears. If the asphyxia is allowed to progress, there may be nausea and vomiting, further physical weakness and unconsciousness and, finally, convulsions, coma and death.</p> <p>WARNING: Intentional misuse by concentrating/inhaling contents may be lethal.</p>
----------------	--

Dy-Mark Line Marking – All Colours – Aerosol

	Headache, fatigue, tiredness, irritability and digestive disturbances (nausea, loss of appetite and bloating) are the most common symptoms of xylene overexposure. Injury to the heart, liver, kidneys and nervous system has also been noted amongst workers. Xylene is a central nervous system depressant
Ingestion	Accidental ingestion of the material may be damaging to the health of the individual. Not normally a hazard due to physical form of product. Considered an unlikely route of entry in commercial/industrial environments Not a likely route of entry into the body in commercial or industrial environments. The liquid may produce considerable gastrointestinal discomfort and be harmful or toxic if swallowed.
Skin Contact	Skin contact with the material may be harmful; systemic effects may result following absorption. The material may cause moderate inflammation of the skin either following direct contact or after a delay of some time. Repeated exposure can cause contact dermatitis which is characterised by redness, swelling and blistering. Spray mist may produce discomfort Open cuts, abraded or irritated skin should not be exposed to this material
Eye	There is evidence that material may produce eye irritation in some persons and produce eye damage 24 hours or more after instillation. Severe inflammation may be expected with pain. Not considered to be a risk because of the extreme volatility of the gas.
Chronic	Substance accumulation, in the human body, may occur and may cause some concern following repeated or long-term occupational exposure. There is some evidence from animal testing that exposure to this material may result in toxic effects to the unborn baby. Main route of exposure to the gas in the workplace is by inhalation. Women exposed to xylene in the first 3 months of pregnancy showed a slightly increased risk of miscarriage and birth defects. Evaluation of workers chronically exposed to xylene has demonstrated lack of genetic toxicity. Exposure to the material for prolonged periods may cause physical defects in the developing embryo (teratogenesis). Chronic solvent inhalation exposures may result in nervous system impairment and liver and blood changes. [PATTYS]

Dy-Mark Line Marking – All Colours – Aerosol	TOXICITY	IRRITATION
		Not Available
xylene	TOXICITY	IRRITATION
	Dermal (rabbit) LD50: >1700 mg/kg ^[2]	Eye (human): 200 ppm irritant
	Inhalation(Rat) LC50: 5000 ppm4h ^[2]	Eye (rabbit): 5 mg/24h SEVERE
	Oral (Mouse) LD50: 2119 mg/kg ^[2]	Eye (rabbit): 87 mg mild
		Eye: adverse effect observed (irritating) ^[1]
		Skin (rabbit):500 mg/24h moderate
acetone	TOXICITY	IRRITATION
	Dermal (rabbit) LD50: 20000 mg/kg ^[2]	Eye (human): 500 ppm - irritant
	Inhalation(Mouse) LC50: 44 mg/L4h ^[2]	Eye (rabbit): 20mg/24hr -moderate
	Oral (Rat) LD50: 5800 mg/kg ^[2]	Eye (rabbit): 3.95 mg - SEVERE
		Eye: adverse effect observed (irritating) ^[1]
		Skin (rabbit): 500 mg/24hr - mild
hydrocarbon propellant	TOXICITY	IRRITATION
	Inhalation(Rat) LC50: 658 mg/l4h ^[2]	Not Available
dimethyl ether	TOXICITY	IRRITATION
	Inhalation(Rat) LC50: >20000 ppm4h ^[1]	Not Available

Legend: 1. Value obtained from Europe ECHA Registered Substances - Acute toxicity 2. Value obtained from manufacturer's SDS. Unless otherwise specified data extracted from RTECS - Register of Toxic Effect of chemical Substances

Dy-Mark Line Marking – All Colours – Aerosol	Animal studies indicate that normal, branched and cyclic paraffins are absorbed from the gastrointestinal tract and that the absorption of n-paraffins is inversely proportional to the carbon chain length, with little absorption above C30. With respect to the carbon chain lengths likely to be present in mineral oil, n-paraffins may be absorbed to a greater extent than iso- or cyclo-paraffins. The major classes of hydrocarbons are well absorbed into the gastrointestinal tract in various species. In many cases, the hydrophobic hydrocarbons are ingested in association with fats in the diet. Some hydrocarbons may appear unchanged as in the lipoprotein particles in the gut lymph, but most hydrocarbons partly separate from fats and undergo metabolism in the gut cell. The gut cell may play a major role in determining the proportion of hydrocarbon that becomes available to be deposited unchanged in peripheral tissues such as in the body fat stores or the liver.
XYLENE	Reproductive effector in rats The substance is classified by IARC as Group 3: NOT classifiable as to its carcinogenicity to humans. Evidence of carcinogenicity may be inadequate or limited in animal testing.
ACETONE	For acetone: The acute toxicity of acetone is low. Acetone is not a skin irritant or sensitizer, but it removes fat from the skin, and it also irritates the eye. Animal testing shows acetone may cause anaemia. Studies in humans have shown that exposure to acetone at a level of 2375 mg/m3 does not negatively impact an individual's emotional regulation, behaviour, or learning ability.

Dy-Mark Line Marking – All Colours – Aerosol

HYDROCARBON PROPELLANT	inhalation of the gas		
Dy-Mark Line Marking – All Colours – Aerosol & HYDROCARBON PROPELLANT	No significant acute toxicological data identified in literature search.		
Dy-Mark Line Marking – All Colours – Aerosol & XYLENE	The material may produce severe irritation to the eye causing pronounced inflammation. Repeated or prolonged exposure to irritants may produce conjunctivitis.		
Dy-Mark Line Marking – All Colours – Aerosol & XYLENE & ACETONE	The material may cause skin irritation after prolonged or repeated exposure and may produce on contact skin redness, swelling, the production of vesicles, scaling and thickening of the skin.		
Acute Toxicity	✓	Carcinogenicity	✗
Skin Irritation/Corrosion	✓	Reproductivity	✗
Serious Eye Damage/Irritation	✓	STOT - Single Exposure	✓
Respiratory or Skin sensitisation	✗	STOT - Repeated Exposure	✗
Mutagenicity	✗	Aspiration Hazard	✗

Legend: ✗ – Data either not available or does not fill the criteria for classification
 ✓ – Data available to make classification

SECTION 12 Ecological information

Toxicity

Dy-Mark Line Marking – All Colours – Aerosol	Endpoint	Test Duration (hr)	Species	Value	Source
	Not Available	Not Available	Not Available	Not Available	Not Available
xylene	EC50	72h	Algae or other aquatic plants	4.6mg/l	2
	EC50	48h	Crustacea	1.8mg/l	2
	LC50	96h	Fish	2.6mg/l	2
	NOEC(ECx)	73h	Algae or other aquatic plants	0.44mg/l	2
acetone	LC50	96h	Fish	3744.6-5000.7mg/L	4
	NOEC(ECx)	12h	Fish	0.001mg/L	4
	EC50	72h	Algae or other aquatic plants	5600-10000mg/l	4
	EC50	48h	Crustacea	6098.4mg/L	5
	EC50	96h	Algae or other aquatic plants	9.873-27.684mg/l	4
hydrocarbon propellant	EC50	96h	Algae or other aquatic plants	7.71mg/l	2
	LC50	96h	Fish	24.11mg/l	2
	EC50(ECx)	96h	Algae or other aquatic plants	7.71mg/l	2
dimethyl ether	EC50	48h	Crustacea	>4400mg/L	2
	EC50	96h	Algae or other aquatic plants	154.917mg/l	2
	LC50	96h	Fish	1783.04mg/l	2
	NOEC(ECx)	48h	Crustacea	>4000mg/l	1
Legend:	Extracted from 1. IUCLID Toxicity Data 2. Europe ECHA Registered Substances - Ecotoxicological Information - Aquatic Toxicity 4. US EPA, Ecotox database - Aquatic Toxicity Data 5. ECETOC Aquatic Hazard Assessment Data 6. NITE (Japan) - Bioconcentration Data 7. METI (Japan) - Bioconcentration Data 8. Vendor Data				

Harmful to aquatic organisms.

For Petroleum Hydrocarbon Gases:

Environmental Fate: Petroleum hydrocarbon gases are primarily produced in petroleum refineries, or in gas plants that separate natural gas and natural gas liquids. This category contains 99 petroleum hydrocarbon gas substances, the majority of which never reach the consumer. Petroleum hydrocarbon gases do not contain inorganic compounds, (e.g. hydrogen sulfide, ammonia, and carbon monoxide), other than asphyxiant gases; the low molecular weight hydrocarbon molecules are primarily responsible for the hazard associated with these gases.

Atmospheric Fate: All components of these gases will evaporate to the air where interaction with hydroxyl radicals is an important fate process. Substances in refinery gases that evaporate to air may undergo indirect, gas-phase oxidation reaction with hydroxyl radicals and this is an important fate process for these substances. Half-lives for refinery gases range from 960 days, (methane), to 0.16 days, (butadiene). The constituents of the C5- C6 hydrocarbon gases have light breakdown half-lives of approximately two days. The inorganic gases are chemically stable and may be lost to the atmosphere or simply become involved in the environmental recycling of their atoms.

Terrestrial Fate: Biological breakdown of these organisms is not expected to be an important fate process since they tend to evaporate to the air, however; some of the higher weight components may become available for microbial attack. Naphtha gases are also considered to be inherently biodegradable.

Aquatic Fate: The solubilities of these substances in water vary, ranging from approximately 22 parts per million to several hundred parts per million. Some of these gasses have substantial water solubility, but they will eventually evaporate to the atmosphere. Refinery gases are not broken down by water but, they will be broken down by microbes. Gaseous hydrocarbons are widespread in nature and numerous types of microbes have evolved which are capable of oxidizing these substances as their sole energy source.

Continued...

Ecotoxicity: These substances vary in their toxicities to aquatic organisms from slightly toxic to moderately toxic. They are not expected to persist long enough in the environment to elicit toxicity. Emissions of petroleum hydrocarbon gases to the atmosphere would not likely result in acutely toxic concentrations in adjacent water bodies because such emissions will tend to remain in the atmosphere. Several of the constituents in the refinery gases were shown to be highly hazardous to aquatic organisms in laboratory toxicity tests where exposure concentrations can be maintained over time. Hydrogen sulfide was shown to be the most toxic constituent to fish, and invertebrates.

For Xylenes:

log Koc : 2.05-3.08; Koc : 25.4-204; Half-life (hr) air : 0.24-42; Half-life (hr) H2O surface water : 24-672; Half-life (hr) H2O ground : 336-8640; Half-life (hr) soil : 52-672; Henry's Pa m3 /mol : 637-879; Henry's atm m3 /mol : 7.68E-03; BOD 5 if unstated - 1.4,1%; COD - 2.56,13% ThOD - 3.125 : BCF : 23; log BCF : 1.17-2.41.

Environmental Fate: Most xylenes released to the environment will occur in the atmosphere and volatilisation is the dominant environmental fate process. Soil - Xylenes are expected to have moderate mobility in soil evaporating rapidly from soil surfaces. The extent of the degradation is expected to depend on its concentration, residence time in the soil, the nature of the soil, and whether resident microbial populations have been acclimated. Xylene can remain below the soil surface for several days and may travel through the soil profile and enter groundwater. Soil and water microbes may transform it into other, less harmful compounds, although this happens slowly. It is not clear how long xylene remains trapped deep underground in soil or groundwater, but it may be months or years.

Atmospheric Fate: Xylene evaporates quickly into the air from surface soil and water and can remain in the air for several days until it is broken down by sunlight into other less harmful chemicals. In the ambient atmosphere, xylenes are expected to exist solely in the vapour phase. Xylenes are degraded in the atmosphere with an estimated atmospheric lifetime of about 0.5 to 2 days. Xylene may contribute to photochemical smog formation. p-Xylene has a moderately high photochemical reactivity under smog conditions, higher than the other xylene isomers. The photooxidation of p-xylene results in the production of carbon monoxide, formaldehyde, glyoxal, methylglyoxal, 3-methylbenzyl nitrate, m-tolualdehyde, 4-nitro-3-xylene, 5-nitro-3-xylene, 2,6-dimethyl-p-benzoquinone, 2,4-dimethylphenol, 6-nitro-2,4-dimethylphenol, 2,6-dimethylphenol, and 4-nitro-2,6-dimethylphenol.

Aquatic Fate: p-xylene may adsorb to suspended solids and sediment in water and is expected to volatilise from water surfaces. Estimated volatilisation half-lives for a model river and model lake are 3 hours and 4 days, respectively. Measurements taken from goldfish, eels and clams indicate that bioconcentration in aquatic organisms is low. Photo-oxidation in the presence of humic acids may play an important role in the abiotic degradation of p-xylene. p-Xylene is biodegradable and has been observed to degrade in pond water however; it is unclear if it degrades in surface waters. p-Xylene has been observed to degrade in anaerobic and aerobic groundwater; however, it is known to persist for many years in groundwater, at least at sites where the concentration might have been quite high. Ecotoxicity: Xylenes are slightly toxic to fathead minnow, rainbow trout and bluegill and not acutely toxic to water fleas. For Photobacterium phosphoreum EC50 (24 h): 0.0084 mg/L. and Gammarus lacustris LC50 (48 h): 0.6 mg/L.

DO NOT discharge into sewer or waterways.

For Acetone:

log Kow : -0.24;

Half-life (hr) air : 312-1896;

Half-life (hr) H2O surface water : 20;

Henry's atm m3 /mol : 3.67E-05

BOD 5: 0.31-1.76,46-55%

COD: 1.12-2.07

ThOD: 2.2BCF: 0.69.

Environmental Fate: The relatively long half-life allows acetone to be transported long distances from its emission source.

Atmospheric Fate: Acetone preferentially locates in the air compartment when released to the environment. In air, acetone is lost by photolysis and reaction with photochemically produced hydroxyl radicals; the estimated half-life of these combined processes is about 22 days. Air Quality Standards: none available.

Terrestrial Fate: Very little acetone is expected to reside in soil, biota, or suspended solids and has low propensity for soil absorption and a high preference for moving through the soil and into the ground water. Acetone released to soil volatilizes although some may leach into the ground where it rapidly biodegrades. Soil Guidelines: none available.

Aquatic Fate: A substantial amount of acetone can also be found in water. Acetone is highly soluble and slightly persistent in water, with a half-life of about 20 hours Drinking Water Standard: none available.

Ecotoxicity: Acetone does not concentrate in the food chain, is minimally toxic to aquatic life and is considered to be readily biodegradable. Testing shows that acetone exhibits a low order of toxicity for brook trout, fathead minnow, Japanese quail, ring-neck pheasant and water fleas. Low toxicity for aquatic invertebrates. For aquatic plants, NOEC: 5400-7500 mg/L. Acetone vapours were shown to be relatively toxic to flour beetle and flour moths and their eggs. The direct application of acetone liquid to the body of the insects or surface of the eggs did not, however, cause any mortality. The ability of acetone to inhibit cell multiplication has been examined in a wide variety of microorganisms. Mild to moderate toxicity occurred in bacteria exposed to acetone for 6-4 days however, overall data indicates a low degree of toxicity for acetone. The only exception to these findings was the results obtained with the flagellated protozoa (Entosiphon sulcatum).

Persistence and degradability

Ingredient	Persistence: Water/Soil	Persistence: Air
xylene	HIGH (Half-life = 360 days)	LOW (Half-life = 1.83 days)
acetone	LOW (Half-life = 14 days)	MEDIUM (Half-life = 116.25 days)
dimethyl ether	LOW	LOW

Bioaccumulative potential

Ingredient	Bioaccumulation
xylene	MEDIUM (BCF = 740)
acetone	LOW (BCF = 0.69)
dimethyl ether	LOW (LogKOW = 0.1)

Mobility in soil

Ingredient	Mobility
acetone	HIGH (KOC = 1.981)
dimethyl ether	HIGH (KOC = 1.292)

SECTION 13 Disposal considerations

Waste treatment methods

Product / Packaging disposal	<p>Legislation addressing waste disposal requirements may differ by country, state and/ or territory. Each user must refer to laws operating in their area. In some areas, certain wastes must be tracked.</p> <p>A Hierarchy of Controls seems to be common - the user should investigate:</p> <ul style="list-style-type: none"> ▶ Reduction ▶ Reuse ▶ Recycling ▶ Disposal (if all else fails) <p>This material may be recycled if unused, or if it has not been contaminated so as to make it unsuitable for its intended use. If it has been contaminated, it may be possible to reclaim the product by filtration, distillation or some other means. Shelf life considerations should also be applied in making decisions of this type. Note that properties of a material may change in use, and recycling or reuse may not always be appropriate.</p>
-------------------------------------	---

Dy-Mark Line Marking – All Colours – Aerosol

- ▶ **DO NOT** allow wash water from cleaning or process equipment to enter drains.
- ▶ It may be necessary to collect all wash water for treatment before disposal.
- ▶ In all cases disposal to sewer may be subject to local laws and regulations and these should be considered first.
- ▶ Where in doubt contact the responsible authority.
- ▶ Consult State Land Waste Management Authority for disposal.
- ▶ Discharge contents of damaged aerosol cans at an approved site.
- ▶ Allow small quantities to evaporate.
- ▶ **DO NOT** incinerate or puncture aerosol cans.
- ▶ Bury residues and emptied aerosol cans at an approved site.

SECTION 14 Transport information

Labels Required

	
Marine Pollutant	NO
HAZCHEM	Not Applicable

Land transport (ADG)

14.1. UN number or ID number	1950	
14.2. UN proper shipping name	AEROSOLS	
14.3. Transport hazard class(es)	Class	2.1
	Subsidiary Hazard	Not Applicable
14.4. Packing group	Not Applicable	
14.5. Environmental hazard	Not Applicable	
14.6. Special precautions for user	Special provisions	63 190 277 327 344 381
	Limited quantity	1000ml

Air transport (ICAO-IATA / DGR)

14.1. UN number	1950	
14.2. UN proper shipping name	Aerosols, flammable	
14.3. Transport hazard class(es)	ICAO/IATA Class	2.1
	ICAO / IATA Subsidiary Hazard	Not Applicable
	ERG Code	10L
14.4. Packing group	Not Applicable	
14.5. Environmental hazard	Not Applicable	
14.6. Special precautions for user	Special provisions	A145 A167 A802
	Cargo Only Packing Instructions	203
	Cargo Only Maximum Qty / Pack	150 kg
	Passenger and Cargo Packing Instructions	203
	Passenger and Cargo Maximum Qty / Pack	75 kg
	Passenger and Cargo Limited Quantity Packing Instructions	Y203
	Passenger and Cargo Limited Maximum Qty / Pack	30 kg G

Sea transport (IMDG-Code / GGVSee)

14.1. UN number	1950	
14.2. UN proper shipping name	AEROSOLS	
14.3. Transport hazard class(es)	IMDG Class	2.1
	IMDG Subsidiary Hazard	Not Applicable
14.4. Packing group	Not Applicable	
14.5. Environmental hazard	Not Applicable	
14.6. Special precautions for user	EMS Number	F-D, S-U
	Special provisions	63 190 277 327 344 381 959

Limited Quantities	1000 ml
--------------------	---------

14.7.1. Transport in bulk according to Annex II of MARPOL and the IBC code

Not Applicable

14.7.2. Transport in bulk in accordance with MARPOL Annex V and the IMSBC Code

Product name	Group
xylene	Not Available
acetone	Not Available
hydrocarbon propellant	Not Available
dimethyl ether	Not Available

14.7.3. Transport in bulk in accordance with the IGC Code

Product name	Ship Type
xylene	Not Available
acetone	Not Available
hydrocarbon propellant	Not Available
dimethyl ether	Not Available

SECTION 15 Regulatory information**Safety, health and environmental regulations / legislation specific for the substance or mixture****xylene is found on the following regulatory lists**

Australia Hazardous Chemical Information System (HCIS) - Hazardous Chemicals
 Australia Standard for the Uniform Scheduling of Medicines and Poisons (SUSMP) - Schedule 5
 Australia Standard for the Uniform Scheduling of Medicines and Poisons (SUSMP) - Schedule 6
 Australian Inventory of Industrial Chemicals (AIIC)
 International Agency for Research on Cancer (IARC) - Agents Classified by the IARC Monographs - Not Classified as Carcinogenic

acetone is found on the following regulatory lists

Australia Hazardous Chemical Information System (HCIS) - Hazardous Chemicals
 Australia Standard for the Uniform Scheduling of Medicines and Poisons (SUSMP) - Schedule 5
 Australian Inventory of Industrial Chemicals (AIIC)

hydrocarbon propellant is found on the following regulatory lists

Australia Hazardous Chemical Information System (HCIS) - Hazardous Chemicals
 Australian Inventory of Industrial Chemicals (AIIC)
 Chemical Footprint Project - Chemicals of High Concern List

dimethyl ether is found on the following regulatory lists

Australia Hazardous Chemical Information System (HCIS) - Hazardous Chemicals
 Australia Standard for the Uniform Scheduling of Medicines and Poisons (SUSMP) - Schedule 5
 Australian Inventory of Industrial Chemicals (AIIC)

Additional Regulatory Information

Not Applicable

National Inventory Status

National Inventory	Status
Australia - AIIC / Australia Non-Industrial Use	Yes
Canada - DSL	Yes
Canada - NDSL	No (xylene; acetone; hydrocarbon propellant; dimethyl ether)
China - IECSC	Yes
Europe - EINEC / ELINCS / NLP	Yes
Japan - ENCS	Yes
Korea - KECI	Yes
New Zealand - NZIoC	Yes
Philippines - PICCS	Yes
USA - TSCA	Yes
Taiwan - TCSI	Yes
Mexico - INSQ	Yes
Vietnam - NCI	Yes
Russia - FBEPH	Yes

Legend:

Yes = All CAS declared ingredients are on the inventory
 No = One or more of the CAS listed ingredients are not on the inventory. These ingredients may be exempt or will require registration.

Continued...

SECTION 16 Other information

Revision Date	18/11/2022
Initial Date	04/09/2015

SDS Version Summary

Version	Date of Update	Sections Updated
11.1	07/09/2021	Hazards identification - Classification
12.1	18/11/2022	Hazards identification - Classification, Identification of the substance / mixture and of the company / undertaking - Synonyms, Name

Other information

Classification of the preparation and its individual components has drawn on official and authoritative sources as well as independent review by the Chemwatch Classification committee using available literature references.

The SDS is a Hazard Communication tool and should be used to assist in the Risk Assessment. Many factors determine whether the reported Hazards are Risks in the workplace or other settings. Risks may be determined by reference to Exposures Scenarios. Scale of use, frequency of use and current or available engineering controls must be considered.

Definitions and abbreviations

- ▶ PC - TWA: Permissible Concentration-Time Weighted Average
- ▶ PC - STEL: Permissible Concentration-Short Term Exposure Limit
- ▶ IARC: International Agency for Research on Cancer
- ▶ ACGIH: American Conference of Governmental Industrial Hygienists
- ▶ STEL: Short Term Exposure Limit
- ▶ TEEL: Temporary Emergency Exposure Limit,
- ▶ IDLH: Immediately Dangerous to Life or Health Concentrations
- ▶ ES: Exposure Standard
- ▶ OSF: Odour Safety Factor
- ▶ NOAEL: No Observed Adverse Effect Level
- ▶ LOAEL: Lowest Observed Adverse Effect Level
- ▶ TLV: Threshold Limit Value
- ▶ LOD: Limit Of Detection
- ▶ OTV: Odour Threshold Value
- ▶ BCF: BioConcentration Factors
- ▶ BEI: Biological Exposure Index
- ▶ DNEL: Derived No-Effect Level
- ▶ PNEC: Predicted no-effect concentration

- ▶ AIIIC: Australian Inventory of Industrial Chemicals
- ▶ DSL: Domestic Substances List
- ▶ NDSL: Non-Domestic Substances List
- ▶ IECSC: Inventory of Existing Chemical Substance in China
- ▶ EINECS: European INventory of Existing Commercial chemical Substances
- ▶ ELINCS: European List of Notified Chemical Substances
- ▶ NLP: No-Longer Polymers
- ▶ ENCS: Existing and New Chemical Substances Inventory
- ▶ KECI: Korea Existing Chemicals Inventory
- ▶ NZIoC: New Zealand Inventory of Chemicals
- ▶ PICCS: Philippine Inventory of Chemicals and Chemical Substances
- ▶ TSCA: Toxic Substances Control Act
- ▶ TCSI: Taiwan Chemical Substance Inventory
- ▶ INSQ: Inventario Nacional de Sustancias Químicas
- ▶ NCI: National Chemical Inventory
- ▶ FBEPH: Russian Register of Potentially Hazardous Chemical and Biological Substances

This document is copyright.

Apart from any fair dealing for the purposes of private study, research, review or criticism, as permitted under the Copyright Act, no part may be reproduced by any process without written permission from CHEMWATCH.

TEL (+61 3) 9572 4700.